

English for Chinese Speakers - Beginner: Level 1

English Out There



English for Chinese Speakers

Beginner: Level 1



English for Chinese Speakers: Beginner: Level 1

1st edition

© 2013 Languages Out There

All characters and images contained in this book are copyrighted creations of Languages Out There Ltd and their licensors

All Rights Reserved.

The right of Languages Out There Ltd to be identified as the author of this work has been asserted.

No part of this publication may be reproduced or transmitted in any form or by any means, electronic or mechanical, including photocopy, recording, or any information and retrieval system, without permission in writing from the copyright holder/publisher, except in the case of brief quotations embodied in critical articles and reviews.

Audio proof, up three levels in 6 lessons

<http://languagesoutthere.podomatic.com>

Buy course ebooks for self-study and teaching

<http://EnglishOutThere.com>

Facebook

www.Facebook.com/EnglishOutThere

Google+

<http://gplus.to/englishoutthere>

Twitter

www.Twitter.com/EnglishOutThere

How to teach and study using EOT

www.YouTube.com/user/languagesoutthere

Online meeting and teaching space, with online class demos

www.Wiziq.com/EnglishOutThere

Contents

Course Overview

Lesson 1: 介绍	6
Lesson 2: 数字和字母	14
Lesson 3: 打电话	22
Lesson 4: 乘坐出租	33
Lesson 5: 食物和饮料	42

SIEMENS

EIGENVERANTWORTUNG
KREATIVE TEAMPLAYER
NEUGIERDE
OFFENHEIT
INNOVATION | ERFINDERGEIST
ENGAGEMENT
PERSPEKTIVEN | CHANCEN
ENTSCHLOSSENHEIT
WELTWEITE MÖGLICHKEITEN
WORK-LIFE-BALANCE

Verwirklichen, worauf es ankommt –
mit einer Karriere bei Siemens.

siemens.de/karriere



Course Overview

Level 1	Topic	Aim	Language Focus	Skills
Lesson 1	介绍 Introductions	能够跟人问好并进行自我介绍	问好和自我介绍所用的代名词和单词	说、听
Lesson 2	数字和字母 Numbers and letters	正确记下个人信息	数字和字母表	说、听
Lesson 3	打电话 Telephoning	使学生可以行基本的系·留下和听懂留言；辨音机和自动留言	用‘can’提出请求；学会	说、听
Lesson 4	乘坐出租 Taking a taxi	使学生可以自信地使用出租车；正确地识别钱币·了解机场的主要信号。	出租车·机场词汇；用“can”提出请求·以及钱	说、听
Lesson 5	食物和饮料 Food and drink	使学生可以在酒馆或者小餐馆点便餐和饮料	食物和饮料词汇提出要求的“能”	说、听

Lesson 1: 介绍

Level 1	Topic	Aim	Language Focus	Skills
Lesson 1	介绍 Introductions	能够跟人问好并进行自我介绍	问好和自我介绍所用的代名词和单词	说、听

自学 (Self-study)

1. 请看任务表1。把问候语与答案相对应。

Task Sheet 1. Match the greetings with the answers.

2. 现在请看任务表2。给句子填空。

Task Sheet 2. Fill the gaps in the sentences.

3. 任务表3。把国旗与国家进行匹配。听后检查你的答案。然后把从方格中选出正确答案填入句子的空格中。最后重新排列单词造句。

Task Sheet 3. Match the flags with the countries. Check your answers in the key. Then put the correct words from the box in the spaces in the sentences. Finally, rearrange the words to make sentences.

4. 任务表4。用 is 或 are 填空。

Task Sheet 4. Fill the gaps, using is or are.

5. 现在进行 *Out There* 任务。



Now go to the *Out There* task.

Out There

就自己的情况与你的 *Out There* 谈伴进行交谈，并就有关他们自己的问题对他们进行提问。

Talk to your *Out There* conversation partners about yourself and ask them questions about themselves.

1.1 Task Sheet 1



1. 将问候语和其回答进行匹配。
Match the answers in the box with the greetings.

a) **Yes, nice to meet you.** b) **Hello Dave** c) **My name's Peter.**
 d) **.....morning!** e) **Hello Tomoko. Nice to meet you.**
 f) **Hi Jake. Fine thanks, and you?**

1. Hello, I'm Diana. What's your name? _____
2. Good morning! _____
3. Hello Tom. _____
4. Are you Andy Green? _____
5. Hi Maria. How are you? _____
6. John, this is Tomoko. _____

1.2 Task Sheet 2

2. 填空

Fill in the gaps.

<p>a) Hi, I'm Jake. Hello, Maria Hi Maria. to meet you.</p>	<p>b) Good morning, Dave. Morning, Pete. are you? thanks, and?</p>
<p>c) Hi, Susana. Nicolas. Howyou? Fine, you?</p>	<p>d) you Marta? No,notname's Laura.</p>
<p>e) Tanya, is Marc. Marc. Nice to you</p>	<p>f) Hello,Anna, your teacher. What's your? Hello, I'm Katya .</p>

请记住：

Remember:

<p>short form my name's = my name is</p>	<p>short form I'm = I am</p>	<p>short form what's = what is</p>
---	---	---


语言注意事项：在口语与非正式的书面文字中更自然地使用。

Language note: It's more natural to use the 'short form' in spoken English and in informal writing.

1.3 Task Sheet 3

1. 把国旗与国家进行匹配。听后检查你的答案。

Match the flag and the country. Check your answers in the key.



Russia	Mexico	China	Japan	Brazil	Italy	Spain	South Korea
--------	--------	-------	-------	--------	-------	-------	-------------

2. 在空格处填上正确的单词。

Put the correct word in the spaces.

I'm	Where	am	from	I'm	not
-----	-------	----	------	-----	-----

- a) Are you from Brazil? Yes, I _____.
- b) Are you from China? No, I'm _____ I'm from Japan.
- c) Where are you from? _____ from Mexico.
- d) Are you from Spain? Yes. _____ are you from?
- e) Where are you from? I'm _____ Taiwan.
- f) Are you from England? No. _____ not.

3. 按正确顺序排列单词。

Put the words in the right order.

- a) name your What's ? _____
- b) are from you Where ? _____
- c) from I'm Japan _____
- d) from you Are Russia ? _____
- e) I'm No not _____
- f) nice Hello, you meet to _____

1.4 Task Sheet 4

语言注意事项： 如果你知道某人来自哪个国家但想知道是来自哪个城市时，则问“Whereabouts?”
Language note: If you know what country someone is from and want to know which city, ask “Whereabouts?”

例如：
 Look:

“Where are you from?”	“I’m from Scotland”
“Oh, whereabouts?”	“From Edinburgh”

1. 用 **is** 或 **are** 填空
 Put **is** or **are** in the gaps

My name is Rita.	How are you?
What a) _____ your name?	Where b) _____ you from?
This is Alex.	Oh. Whereabouts?
c) _____ your name Julia?	d) _____ you from China?
	Are you a student?

Well done, you have now finished the preparation for the speaking practice task.

SEW-EURODRIVE—Driving the world

ANTRIEB BEWEGT ZUKUNFT

BEWEGEN SIE MIT

SEW EURODRIVE

Über 120 Studenten bewegen bei uns jedes Jahr Zukunft: Steigen Sie ein in die faszinierende Welt der Antriebstechnik – mit **Praktikum, Werkstudententätigkeit** oder **Abschlussarbeit**.

Mehr Informationen? Direkt bewerben? Wir freuen uns auf Sie!
www.sew-eurodrive.de/studenten



1.5 Task Sheet 5

Out There Task

你将就你自己的情况与你的 *Out There* 谈伴进行交谈，并就有关他们自己的问题对他们进行提问。你已经对准备材料中的问题的格式和一些关键词汇进行了训练。

You are going to talk to your *Out There* conversation partners about yourself and ask them questions about themselves. You have practised the question forms and some key vocabulary in the preparation material.

在你致电给你 “*Out There*” 谈伴之前：

Before you call your *Out There* conversation partners:

1. 仔细看(下面的)任务。
Read the task carefully.
2. 你是否已理解？若没有，请再看一遍。
Do you understand it? If you do not, read it again.
3. 是否已准备好致电给你的谈伴？
Are you ready to call your partners?
4. 致电并进行自我介绍：
“Hi, my name is [在此插入你的姓名], I’m learning English, can I ask you some questions?”
Call and introduce yourself:
“Hi, my name is [insert your name here], I’m learning English, can I ask you some questions?”
5. 说 ‘谢谢你’……并开始进行任务。
Say ‘thank you’... and begin the task.
6. 记住写下你的谈伴的答案并请他们使用 “聊天” 方格拼写出你不懂的单词和短语。
Remember to write your partners’ answers down and ask them to use the ‘chat’ box to spell words and phrases you don’t understand.
7. 记住你可以录下你的谈话内容并再次听。
Remember you can record your conversations and listen to them again!

Ready?

向你的 *Out There* 谈伴进行自我介绍。

Introduce yourself to your *Out There* conversation partners.

采用以下问题请教他们的姓名和其他主要信息。

Ask their name and other key information using the questions below.

然后听你的谈伴所说的内容并回答他们的问题。

Listen to your conversation partners and answer their questions.

然后你开始问问题

Then you ask the questions.

如果可能，写下回答。

If possible, write down their answers.

Hello, my name's _____

What's your name?

Nice to meet you. / How are you?

Where are you from?

Whereabouts?

1.6 Answer Key

Task Sheet 1

1. 1. c; 2. d; 3. b; 4. a; 5. f; 6. e

Task Sheet 2

- a. I'm, nice; b. How, Fine, you; c. Hi, are, and; d. Are, I'm, My;
e. this, Hello, meet; f. I'm, name

Task Sheet 3

1. a. Japan; b. Brazil; c. South Korea; d. Spain;
e. China; f. Russia; g. Mexico; h. Italy
2. a. am; b. not; c. I'm; d. Where ; e. from; f. I'm
3. a. what's your name; b. where are you from?; c. I'm from Japan;
d. are you from Russia?; e. no, I'm not; f. hello, nice to meet you

Task Sheet 4

1. a. is; b. are; c. is; d. are

Lieber Herr Pawlow,

wir konzentrieren uns zukünftig auf Erneuerbare Energien, Energienetze und Kundenlösungen. Dafür sind wir immer auf der Suche nach engagierten Ingenieuren, die sich mit On- und Offshore-Windenergie auskennen.

Steigen Sie bei uns als Praktikant ein und gestalten Sie die Energiewelt der Zukunft mit.

Ihre Energie gestaltet Zukunft.

top INGENIEURE DEUTSCHLAND 2016
EMPLOYER CERTIFIED EXCELLENCE IN EMPLOYEE CONDITIONS

e.on

www.eon.com/karriere

Aus dem Hörsaal in die Praxis? Geht das bei euch, E.ON?



Lesson 2: 数字和字母

Level 1	Topic	Aim	Language Focus	Skills
Lesson 2	数字和字母 Numbers and letters	正确记下个人信息	数字和字母表	说、听

自学 (Self-study)

1. 请看任务表1。听后在正确的格子内写下字母。然后听出姓名的拼写并写出姓名。

Task Sheet 1. Listen and write the letters in the correct box. Then listen to the spelling of the names and write the names.

2. 现在请看任务表2。听出数字后重复出来。然后将电话号码与读出来的单词进行匹配。最后将词组与其意思进行匹配。

Task Sheet 2. Listen to the numbers and repeat them. Then match the telephone numbers with the way you say them. Finally match the phrases with their meanings.

3. 任务表3。把问题与答案进行匹配。然后在正确的地址旁边写出号码。最后按照正确的顺序填入单词完成句子。

Task Sheet 3. Match the questions and the answers. Then write the numbers next to the correct address. Finally put the words in the correct order to make sentences.

4. 现在进行 *Out There* 任务。

Now go to the *Out There* task.

Out There

就自己的情况与你的 *Out There* 谈伴进行交谈，并就有关他们自己的问题对他们进行提问。

Talk to your *Out There* conversation partners about yourself and ask them questions about themselves.

2.1 Task Sheet 1

Exercise 1

听出字母表中的字母。

Listen to the letters of the alphabet.

a b c d e f g h i j k l m n o p q r s t u v w x y z

听出并重复字母。

Listen and repeat the letters.

在采用你熟悉的声调在相同的格子中写下字母。

Now write the letters with similar sounds in the same box.

a <i>j</i>	b <i>c</i>	f	i	o	q	r
----------------------	----------------------	----------	----------	----------	----------	----------

Exercise 2

听出并写下姓名。

Listen and write down the names.

1. _____
2. _____
3. _____
4. _____
5. _____
6. _____
7. _____
8. _____

2.2 Task Sheet 2

Exercise 1

听出并重复数字。

Listen and repeat the numbers.

1	2	3	4	5	6	7	8	9	10	11	12	13	14	15	16	17	18	19	20
21	30	31	40	41	50	51	60	61	70	71	80	81	90	91	100	101			

Exercise 2

把这些号码与你怎样读出的进行匹配：

Match these telephone numbers to how you say them:

- | | |
|------------|-------------------------------------|
| 1. 294587 | 1. two nine four, three eight seven |
| 2. 018369 | 2. eight eight oh, two one nine |
| 3. 293487 | 3. oh one eight, three six nine |
| 4. 880912 | 4. seven four oh, two three five |
| 5. 081369 | 5. two nine four, five eight seven |
| 6. 740235 | 6. eight eight oh, one nine two |
| 7. 880192 | 7. two nine three, four eight seven |
| 8. 880219 | 8. oh eight one three six nine |
| 9. 740253 | 9. eight eight oh nine one two |
| 10. 294387 | 10. seven four oh two five three |

Exercise 3

以下是一些实用短语。从右栏中找出与左栏短语相符的意思。

Here are some useful phrases. Match the phrases with their meaning:

在以下情况下，你会怎么回答？请选择适当的短语。

What do you say when:

- | | |
|---|---------------------------------------|
| 1) someone is speaking too fast | a) Pardon? |
| 2) you don't hear | b) Can you speak more slowly, please? |
| 3) you want to write down a name | c) Can you say that again, please? |
| 4) you want someone to repeat something | d) Can you spell that again, please? |

2.3 Task Sheet 3

Exercise 1

看问题并与正确答案进行匹配。

Look at these questions and match them to the correct answers:

- | | |
|-------------------------------|-----------------------------|
| 1. What's your first name? | a. Scotland |
| 2. What's your surname? | b. 0894736849343 |
| 3. What's your address? | c. 554723 |
| 4. What's your phone number? | d. WN34 5TR |
| 5. What's your mobile number? | e. McDonald |
| 6. Where are you from? | f. 23 Roberts Road, Windsor |
| 7. What's your postcode? | g. Marie |



Dies könnte
Ihr Platz sein
(Passbild)

RAUM FÜR GESTALTUNG

Stellen Sie sich vor, Sie könnten einfach alles machen, was Ihnen wichtig ist. Stellen Sie sich vor, man liebe Ihren Ideen Raum. Stellen Sie sich vor, Ihre private Planung ließe sich perfekt integrieren. Und Kollegen und Vorgesetzte würden Sie schätzen und unterstützen.

Stellen Sie sich vor bei Unternehmen der TÜV NORD GROUP
wenn Sie einen Abschluss in einem technischen oder naturwissenschaftlichen Studium haben – oder erste Berufserfahrungen.

Wir würden Sie gern kennenlernen.
www.tuev-nord.de/karriere

TÜV NORD GROUP

TÜV NORD DMT ALTER

Exercise 2

看以下数字：

Look at these numbers:

thirteen	eighty seven	fifteen	thirty
two hundred and forty six	fifty	seventy eight	twenty four

现在在正确的地址旁边写下这些数字：

Now write them next to the correct address:

- 1. 50 Castle Street _____
- 2. 30 Millbank Road _____
- 3. 13 West Street _____
- 4. 246 Grange Avenue _____
- 5. 15 Buckingham Drive _____
- 6. 24 Forest way _____
- 7. 78 Clifton Avenue _____
- 8. 87 Church Road _____

Exercise 3

把单词重新排列并拼出实用短语。在下面把它们写出来。

Reorder the words to spell the useful phrases. Write them below.

- 1. say please ? Can that you again _____
- 2. that please ? you spell Can _____
- 3. speak can more you Please slowly ? _____
- 4. don't sorry I understand I'm _____

Well done, you have now finished the preparation for the speaking practice task.

2.4 Task Sheet 4

Out There Task

你将就你自己的情况与你的 *Out There* 谈伴进行交谈，并就有关他们自己的问题对他们进行提问。你已经对准备材料中的问题的格式和一些关键词汇进行了训练。

You are going to talk to your *Out There* conversation partners about yourself and ask them questions about themselves. You have practised the question forms and some key vocabulary in the preparation material.

在你致电给你 “*Out There*” 谈伴之前：

Before you call your *Out There* conversation partners:

1. 仔细看(下面的)任务。
Read the task carefully.
2. 你是否已理解？若没有，请再看一遍。
Do you understand it? If you do not, read it again.
3. 是否已准备好致电给你的谈伴？
Are you ready to call your partners?
4. 致电并进行自我介绍：
“Hi, my name is [在此插入你的姓名], I’m learning English, can I ask you some questions?”
Call and introduce yourself:
“Hi, my name is [insert your name here], I’m learning English, can I ask you some questions?”
5. 说 ‘谢谢你’……并开始进行任务。
Say ‘thank you’... and begin the task.
6. 记住写下你的谈伴的答案并请他们使用 “聊天” 方格拼写出你不懂的单词和短语。
Remember to write your partners’ answers down and ask them to use the ‘chat’ box to spell words and phrases you don’t understand.
7. 记住你可以录下你的谈话内容并再次听。
Remember you can record your conversations and listen to them again!

Ready?

向你的 *Out There* 谈伴进行自我介绍。

Introduce yourself to your *Out There* conversation partners.

采用以下问题请教他们的姓名和其他主要信息。若可能，在所提供的空白处写下他们的答案。如果你需要你的谈伴重复其信息，不要忘记你学过的使用短语。

Ask their names and other key information using the questions below. If possible, write down their answers in the spaces provided. Don’t forget the useful phrases you have learnt if you need the information repeated.

然后听你的谈伴所说的内容并回答他们的问题。

Then listen to your conversation partners and answer their questions.

What's your first name? _____

What's your surname? _____

What's your address? _____

What's your phone number? _____

What's your mobile number? _____

What's your postcode? _____

Where are you from? _____

strategy&

Europe
~~is History~~
Future

Bewirb Dich bis zum
22. Mai 2016.

&

**Strategiekonferenz
2016, Madrid**

Entwickle Strategien für
die europäische Wirtschaft
von morgen
16. - 18. Juni 2016

Was wird aus der Europäischen Union, was wird aus dem Schengenraum, was aus der gemeinsamen Währung?

Entwickle zusammen mit erfahrenen Beratern Strategien für die wirtschaftliche Zukunft innerhalb der Europäischen Union!

Mehr Informationen und Bewerbung unter
www.strategyand.pwc.com/Strategiekonferenz

pwc

© 2016 PwC. All rights reserved.
PwC refers to the PwC network and/or one or more of its member firms, each of which is a separate legal entity. Please see www.pwc.com/structure for further details.



2.5 Answer Key

Task Sheet 1

a h j k	b c d e g p t v	f l m n s x z	i y	o	q u w	r
------------------	--------------------------------------	---------------------------------	--------	---	-------------	---

8.

1. John Barker
2. Charles Fordham
3. Geoffrey Morgan
4. Yasmin Rendle
5. Leonard Wyeth
6. Rosemary Bazallegette
7. Joy Montgomery
8. Francis Kendal

Task Sheet 2

1. 1. b 2. a 3. d 4. c
 2. 1. e 2. c 3. g 4. i 5. h 6. d 7. f 8. b 9. j 10. a
 3. 1.b 2.a 3.d 4.c

Task Sheet 3

1. 1. g 2. e 3. f 4. c 5. b 6. a 7. d
 2. 1. fifty 2. thirty 3. thirteen 4. two hundred and forty six 5. fifteen 6. twenty four
 7. seventy eight 8. eighty seven
 3. 1. Can you say that again, please?
 2. Can you spell that, please?
 3. Can you speak more slowly, please?
 4. I'm sorry, I don't understand

Lesson 3: 打电话

Level 1	Topic	Aim	Language Focus	Skills
Lesson 3	打电话 Telephoning	使学生可以行基本的系·留下和听懂留言；辨音机和自动留言	用 'can' 提出请求；学会	说、听

自学 (Self-study)

1. 请看任务表1。把单词和画面相匹配。然后在答案中检查你的回答。
Look at Task Sheet 1. Match the words and the pictures. Then check your answers in the key.
2. 现在请看任务表2练习1。听，然后点击正确回答。然后进行练习2并在对话中填空。
Now look at Task Sheet 2. Exercise 1. Listen and click on the correct answer. Then go to Exercise 2 and fill the gaps in the dialogues.
3. 任务表3。看练习1。从 a-f 中选择正确的表达。然后看练习2。听后点击正确回答。然后进行练习3。重听后再在正确的空格处填上单词。
Task Sheet 3. Look at Exercise 1. Choose the correct expression a-f. Then look at Exercise 2. Listen and click on the correct answer. Then go to Exercise 3. Listen again and put the words in the correct spaces.
4. 任务表4。听并重复对话。然后进行练习2并把对话按正确的顺序排列。
Task Sheet 4. Listen and repeat the dialogue. Then go to Exercise 2 and put the dialogues in the correct order.
5. 现在进行 *Out There* 任务。
Now go to the *Out There* task.

Out There

与你的 *Out There* 谈伴进行一些电话交谈之类的情节演练。

Act out some telephone conversation scenarios with your *Out There* conversation partner.

3.1 Task Sheet 1

将单词和画面进行匹配。

Match the words and the pictures.

to dial	to hang up	to text	to hold on	to speak to	to answer	to take a message	a phone box	a mobile	answer phone
---------	------------	---------	------------	-------------	-----------	-------------------	-------------	----------	--------------



a. _____



f. _____



b. _____



g. _____



c. _____



h. _____



d. _____



i. _____



e. _____



j. _____

对照答案检查你的回答。

Check your answer in the key.

3.2 Task Sheet 2

True or False

选择正确的回答。

Select the right answer.

1.

- a) "Hello. Can I speak to Bernie, please?"
 "Sorry. He's not here at the moment"
 "OK. Can you tell him Mark called. He's got my number"
 "OK. Bye"

Mark speaks to Bernie True or False?

- b) "Hello. Is that Mark?"
 "Yes, speaking"
 "Hi. It's Bernie here. I got your message"

Mark speaks to Bernie True or False?



Ingenieurkarriere.
Hier ist Ihre Chance.

Karriere gestalten als Praktikant, Trainee m/w oder per Direkteinstieg.
 Ohne Jungheinrich bliebe Ihr Einkaufswagen vermutlich leer. Und nicht nur der. Täglich bewegen unsere Geräte Millionen von Waren in Logistikzentren auf der ganzen Welt.

Unter den Flurförderzeugherstellern zählen wir zu den Top 3 weltweit, sind in über 30 Ländern mit Direktvertrieb vertreten – und sehr neugierig auf Ihre Bewerbung.





Machines. Ideas. Solutions.

www.jungheinrich.de/karriere



- c) “Hello. Is Sue there please?”
 “Who’s calling?”
 “It’s Jenny”
 “Sorry. She’s not in right now. Can I take a message?”
 “No, it’s OK. I’ll try again later”

Jenny speaks to Sue True or False?

- d) “Hi. Can I speak to Sue?”
 “Is that Jenny? Sorry, she’s still out.”
 “Right. Can you give her a message? Can you ask her to text me?”
 “Sure. Has she got your number?”
 “Yes”
 “OK. Bye”

Sue speaks to Jenny True or False?

2. 听并为每个空格选出正确的单词。
 Listen and select the correct word for each space.

- a)

here	tell	called	speak
-------------	-------------	---------------	--------------

“Hello. Can I to Bernie, please?”
 “Sorry. He’s not at the moment”
 “OK. Can you him Mark He’s got my number”
 “OK. Bye”

- b)

got	speaking	it’s	that
------------	-----------------	-------------	-------------

“Hello. Is Mark?”
 “Yes...”
 “Hi. Bernie here. I your message”

- c)

take	calling	in	here
-------------	----------------	-----------	-------------

“Hello. Is Sue please?”
 “Who’s?”
 “It’s Jenny”
 “Sorry. She’s not right now. Can I a message?”
 “No, it’s OK. I’ll try again later”

d)

can	message	ask	out
-----	---------	-----	-----

“Hi. I speak to Sue?”

“Is that Jenny? Sorry, she’s still”

“Right. Can you give her a.....? Can you her to text me”

“Sure. Has she got your number?”

“Yes”

“OK. Bye”

听后检查你的回答。

Listen to check your answers.

Kein Tag ohne große Projekte?

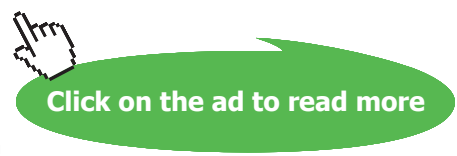
Make great things happen

MERCK

come2merck.de

Perspektiven für Absolventen der Ingenieurwissenschaften: Das Examen in der Tasche und durchstarten! Ihr neues Projekt heißt Zukunft. Sie sollten es gemeinsam mit uns angehen. Denn vom Anlagenmanagement über die Verfahrensentwicklung bis zur Prozesskontrolle haben Sie bei Merck alle Möglichkeiten, das innovative Know-how eines Global Players zu erlernen. Ein inspirierendes Umfeld, um Maßstäbe zu setzen. Und eine ideale Grundlage, sich eine erfolgreiche Karriere zu bauen.

Merck ist ein führendes Wissenschafts- und Technologieunternehmen in den Bereichen Healthcare, Life Science und Performance Materials. Rund 50.000 Mitarbeiter in 66 Ländern arbeiten daran, Technologien weiterzuentwickeln, die das Leben bereichern – von pharmazeutischen Therapien zur Behandlung von Krebs oder Multipler Sklerose über wegweisende Systeme für die wissenschaftliche Forschung und Produktion bis hin zu Flüssigkristallen für Smartphones oder LCD-Fernseher.



3.3 Task Sheet 3

1. 选择最佳答案。

Choose the best option.

- | | |
|-------------------------------|----------------------------|
| a) Can I speak to Bernie? | I want to speak to Bernie. |
| b) I am Bernie. | It's Bernie here. |
| c) Who's calling? | Who are you? |
| d) I want to speak to Sue. | Is Sue there? |
| e) Can you tell her I called? | Can you say her called? |
| f) Here is Jenny. | Jenny speaking. |

2. 听并在正确答案上打[✓]。

Listen and tick [✓] the correct situation.

a) “Hi. This is Tony. I’m sorry I’m not here to answer your call. Please leave your message when you hear the tone and I’ll call you back as soon as possible”

It’s an answer phone. The number is not correct.

b) “The number you have dialled has not been recognised. Please hang up and try again”

It’s an answer phone. The number is not correct.

3. 再听一遍，在空白处填上正确的单词。

Listen again and join the words to the correct spaces.

message	leave	tone	call	answer
---------	-------	------	------	--------

a) “Hi. This is Tony. I’m sorry I’m not here to..... your call. Please..... your when you hear the and I’llyou back as soon as possible”

hang up	try	dialled	number
---------	-----	---------	--------

b) “The you have has not been recognised. Please and again”

3.4 Task Sheet 4

- 看
Look.

**Can I speak to Jodie?
Is Jodie there?
Is that Jodie?**

Who's calling?

**It's Nick (here).
Nick speaking.**

**I'm sorry, he's out.
I'm sorry, he's not here.**

Can I take a message?

**Can you tell him to phone me?
Can you ask him to text me?
Can you give him a message?**

**It's about the train tickets.
It's about the meeting.
It's about my English lesson.
It's about the cinema.**

听并重复。

Listen and repeat.

2. 把对话按照正确顺序排列：

Put the lines of the dialogues in the correct order:

- a) - Oh hi, Tom. It's Jane
 - Hello.
 - Speaking.
 - Hello Can I speak to Tom?
- b) - Can I take a message?
 - 483668
 - No, I'm sorry. He's out. Who's calling?
 - Hello. Is Richard there please?
 - It's Alix
- c) - Has he got your number?
 - Can you tell him Chris called. Can you ask him to text me.
 - Yes
 - Can I take a message?

听后检查答案。

Listen and check your answers.

Well done, you have now finished the preparation for the speaking practice task.



Jonas von Malottki Finance Accounting IT Solutions, Deutschland (Stuttgart)
 Hortense Denise Kirby HR Business Partner, USA (Dallas/Fort Worth)
 Yu Chang Engineering Support Office, China (Peking)

Fünf Kontinente. Jede Menge Platz zur persönlichen Entfaltung. Das sind wir.

Hier geht es für Sie weiter: www.career.daimler.com

DAIMLER

Die Daimler AG ist eines der erfolgreichsten Automobilunternehmen der Welt. Zum Markenportfolio gehören Mercedes-Benz, smart, Freightliner, Western Star, BharatBenz, Fuso, Setra, Thomas Built Buses sowie die Mercedes-Benz Bank, Mercedes-Benz Financial und Truck Financial.



3.5 Task Sheet 5

Out There Task

你将与你的 *Out There* 谈伴进行一些电话交谈之类的情节演练。

You are going to act out some telephone conversation scenarios with your *Out There* conversation partners.

在你致电给你 “*Out There*” 谈伴之前：

Before you call your *Out There* conversation partners:

1. 仔细看(下面的)任务。
Read the task carefully.
2. 你是否已理解？若没有，请再看一遍。
Do you understand it? If you do not, read it again.
3. 是否已准备好致电给你的谈伴？
Are you ready to call your partners?
4. 致电并进行自我介绍：
“Hi, my name is [在此插入你的姓名], I’m learning English, can I ask you some questions?”
Call and introduce yourself:
“Hi, my name is [insert your name here], I’m learning English, can I ask you some questions?”
5. 说 ‘谢谢你’……并开始进行任务。
Say ‘thank you’... and begin the task.
6. 记住写下你的谈伴的答案并请他们使用 “聊天” 方格拼写出你不懂的单词和短语。
Remember to write your partners’ answers down and ask them to use the ‘chat’ box to spell words and phrases you don’t understand.
7. 记住你可以录下你的谈话内容并再次听。
Remember you can record your conversations and listen to them again!

向你的 *Out There* 谈伴进行自我介绍。

Introduce yourself to your *Out There* conversation partners.

采用下表和你已在练习的语言进行交谈。Task Sheet 4.

Using the table below and the language you have been practising, have the conversations. Look at Task Sheet 4 to help you.

为你的谈话伙伴复制和粘贴以下表格和说明使其理解（在开始任务前通过文档信息传送）：

Copy the table and instructions below for conversation partners to follow (send via text message before you start the task):

Ready?

你将与你的会话搭档表演一些电话会话情况。

You are going to act out some telephone conversation scenarios with your *Out There* conversation partners.

Who	What about	Message
Martin	English lessons	text
Sandra	the cinema tonight	call
Charlotte	some CDs	try again later
Alex	the concert tickets	call on your mobile
Tom	homework	text

JETZT BEWERBUNG AUFPOLIEREN.

Bereiten Sie sich optimal auf den Bewerbungsprozess vor und geben Sie Ihrem Profil den letzten Schliff. Nutzen Sie unsere Tipps, Persönlichkeitstests und kostenlosen E-Books zu Studium, Business und Karriere.

rwe.com/Bewerberakademie

HIERMIT PRÄSENTIERE ICH: MICH!

VORWEG GEHEN



3.6 Answer Key

Task Sheet 1

a. to text; b. an answer phone; c. a phone box; d. to dial; e. to take a message; f. to hang up; g. a mobile; h. to speak to; i. to answer; j. to hold on

Task Sheet 2

1. a. False; b. True; c. False; d. False
2. a. speak; in; tell; called
b. that; speaking; it's; got
c. there; calling; in; take;
d. can; out; message; ask

Task Sheet 3

1. a. Can I speak to Bernie?; b. It's Bernie here; c. Who's calling?;
d. Is Sue there? e. Can you tell her I called;
f. Jenny speaking
2. a. answer phone; b. the number is not correct
3. a. answer; leave; message; tone; call
b. number; dialled; hang up; try

Task Sheet 4

- a) Hello.
Hello. Can I speak to Tom?
Speaking.
Oh hi, Tom. It's Jane
- b) 483668
Hello. Is Richard there please?
No, I'm sorry. He's out. Who's calling?
It's Alix
Can I take a message?
- c) Can I take a message?
Can you tell him Chris called. Can you ask him to text me.
Has he got your number?
Yes

Lesson 4: 乘坐出租

Level 1	Topic	Aim	Language Focus	Skills
Lesson 4	乘坐出租 Taking a taxi	使学生可以自信地使用出租车； 正确地识别钱币； 了解机场的主要信号。	出租车·机场词汇；用 “can” 提出要求；以及钱	说、听

自学 (Self-study)

- 看任务表1。把单词和画面相匹配。然后在答案中检查你的回答。
Task Sheet 1. Match the words and the pictures. Then check your answers in the key.
- 在看任务表2。听对话并在 a), b) 或者 c) 中点击正确答案。
Task Sheet 2. Listen to the dialogues and underline the correct answers a), b) or c).
- 任务表3。把句子按正确的顺序排列后进行对话。听后检查答案。然后再听并重复句子。
Task Sheet 3. Put the sentences in the correct order to make dialogues. Listen and check your answers. Then listen again and repeat the sentences.
- 任务表4。进行练习1。把单词和画面匹配。然后看练习2。每个句子中总费用是多少？在方格中写出答案。
Task Sheet 4. Go to Exercise 1. Match the words with the pictures. Then look at Exercise 2. How much is the total in each sentence? Write the answers in the boxes.
- 在进行 *Out There* 任务。5 现在进行
Now go to the *Out There* task.

Out There

与你的 *Out There* 谈伴进行一些对话的练习。


Practise some dialogues with your *Out There* conversation partners.

4.1 Task Sheet 1

把单词与画面匹配。

Match the words and the pictures.


- | | | | |
|----------------|--------------------|------------------------|----------------|
| 1. a taxi rank | 2. a receipt | 3. the airport | 4. the station |
| 5. the fare | 6. the city centre | 7. Departures | |
| 8. Arrivals | 9. Check-In | 10. the Duty Free shop | |



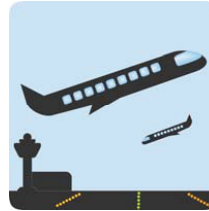
a.



f.



b.



g.



c.



h.



d.



i.



e.



j.

对照答案检查你的回答。

Check your answers in the key.


4.2 Task Sheet 2

看画面 · 听对话并回答问题。

Look at the pictures, listen to the dialogues and underline the correct answers.




1. Where's the taxi rank?
 a) at the station
 b) in the city centre
 c) at the airport



2. Where does she want to go?
 a) the station
 b) the city centre
 c) the airport



3. How much does it cost to the hotel?
 a) £5.60
 b) £6.60
 c) £6.50



4. What's the fare?
 a) £9.00
 b) £19
 c) £9.90

4.3 Task Sheet 3

把每句对话按照正确顺序排列。

Put the lines of the dialogues in the correct order.

1. - There's a taxi rank in the city centre, opposite the cinema.
- Excuse me. Where can I get a taxi?
- Thanks.

2. - The airport.
- Certainly? Where would you like to go?
- OK. Just a minute.
- Excuse me, can you get me a taxi, please?

3. - George Hotel? This time of day? About £6.50.
- Can you take me to the George Hotel – what's the fare, more or less?
- Where to?

4. - £9.90
- Can I have a receipt?
- How much is that?
- Sure. Here you are.

听后检查答案。

Listen and check your answers.

听并重复。

Listen and repeat.


4.4 Task Sheet 4

看
Look.

Exercise 1

将单词与正确的硬币匹配。
Match the word to the correct coin.

one pound	two pounds	fifty p	twenty p	ten p	five p	two p	one p
-----------	------------	---------	----------	-------	--------	-------	-------



听并重复单词。
Listen and repeat the words.

Exercise 2

这是多少？先说出你的答案，然后写出来。
How much is this? First say your answer, then write it.

1. £1 + £2 + 50 + 5		
2. £5 + 20 + 5		
3. £2 + £1 + 50 + 20 + 2 + 2 + 1		
4. £1 + 50 + 10 + 5		
5. £10 + £1 + 50 + 20 + 5		
6. £2 + £1 + £1 + 50 + 20 + 30		

Well done, you have now finished the preparation for the speaking practice task.

4.5 Task Sheet 5

Out there Task

你将与你的 *Out There* 谈伴进行一些对话的练习，他们将扮作出租车司机，你将告诉他们你要去哪里并询问需要多少钱。你也将在到达目的地后索取收据，如果可以，在整个“旅途”中可以和他们进行一次泛泛之谈。使用你在学习材料中已练习过的语言。

You are going to practise some dialogues with your *Out There* conversation partners. They are going to pretend to be a taxi driver and you are going to tell them where you want to go and ask them how much it costs. You are also going to ask for a receipt at the end of the journey and have a general conversation with them during your “journey” if you can. Use the language you have been practising in the self-study material.

在你致电给你 “*Out There*” 谈伴之前：

Before you call your *Out There* conversation partners:

1. 仔细看(下面的)任务。
Read the task carefully.
2. 你是否已理解？若没有，请再看一遍。
Do you understand it? If you do not, read it again.
3. 是否已准备好致电给你的谈伴？
Are you ready to call your partners?



Pioneering spirit begins with you

Bei ABB haben wir uns zum Ziel gesetzt, Lösungen für einige der größten globalen Herausforderungen unserer Zeit zu finden. Als Mitglied unseres Teams können Sie einen Beitrag zur Entwicklung von umweltfreundlichen Technologien leisten. Werden Sie Teil einer internationalen und offenen Arbeitskultur, bei der Teamwork und Zusammenarbeit zum Erfolg führen. A better future? It begins with you.

Entdecken Sie mehr: you.abb.de

Power and productivity
for a better world™ **ABB**



4. 致电并进行自我介绍：

“Hi, my name is [在此插入你的姓名], I'm learning English, can I ask you some questions?”

Call and introduce yourself:

“Hi, my name is [insert your name here], I'm learning English, can I ask you some questions?”

5. 说‘谢谢你’.....并开始进行任务。

Say ‘thank you’... and begin the task.

6. 记住写下你的谈伴的答案并请他们使用“聊天”方格拼写出你不懂的单词和短语。

Remember to write your partners' answers down and ask them to use the 'chat' box to spell words and phrases you don't understand.

7. 记住你可以录下你的谈话内容并再次听。

Remember you can record your conversations and listen to them again!

Ready?

要‘出租车司机’载你到以下地方，例如。

Ask the ‘taxi driver’ to take you to the places below.

e.g. *Hello/Good morning. Can I go to The King's Hotel, please?*

The King's Hotel

- The Green Dragon Restaurant
- Cambridge Road
- The airport
- The railway station

为你的 伴复制和粘贴以下表格和说明使其理解（在开始任务前通过文档信息传送）：

Copy instructions below for conversation partners to follow (send via text message before you start the task):

以下是让你学习如何进行一些。你将扮演一名德士司机，并在“旅途”中与他们以通。

You are going to practise some dialogues. You are going to pretend to be a taxi driver and have a general conversation with them during your “journey” if you can.

4.6 Answer Key

Task Sheet 1

1 h; 2 f; 3 g; 4 c; 5 i; 6 j; 7 d; 8 a; 9 b; 10 e

Task Sheet 2

1 b; 2 c; 3 c; 4 a

Task Sheet 3

- Excuse me. Where can I get a taxi?
- There's a taxi rank in the city centre, opposite the cinema
- Thanks



Zur Unterstützung unseres Teams am Standort Ochsenhausen suchen wir Sie für ein(e)

Praktikum im Bereich Elektronikentwicklung

Kennziffer LHG-2015-004283

Aufgaben

- Einarbeitung in die Thematik elektronischer Baugruppen und Systeme für Haushaltsgeräte sowie in die entsprechende Messtechnik
- Untersuchung verschiedener Baugruppen in Bezug auf geforderte Leistungsmerkmale
- Mitarbeit im Bereich Elektronikentwicklung

Qualifikation

- Studium der Fachrichtung Elektrotechnik
- Einsatzbereitschaft, selbständige und zielorientierte Arbeitsweise

Unser Angebot

Wir bieten Ihnen eine angemessene Vergütung im Rahmen des Praktikantenvertrages, sowie ein interessantes Arbeitsumfeld mit abwechslungsreichen Aufgabenstellungen in einer angenehmen Arbeitsatmosphäre.

Ihre Onlinebewerbung erwarten wir unter www.liebherr.com/Karriere

LIEBHERR
Die Firmengruppe

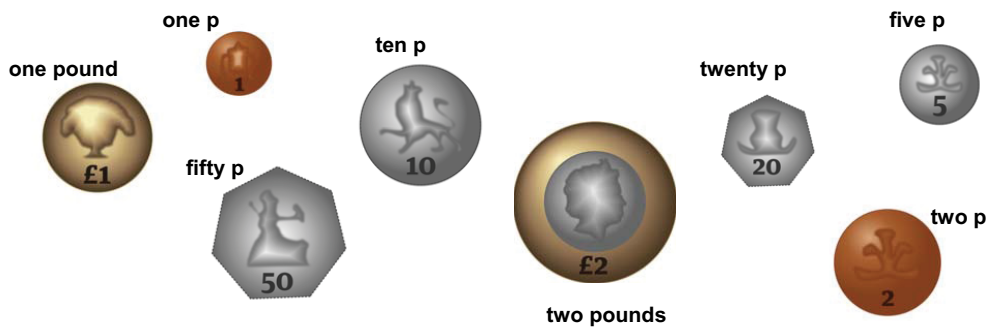


Task sheet 3

1. - Excuse me. Where can I get a taxi?
 - There's a taxi rank in the city centre, opposite the cinema
 - Thanks
2. - Excuse me, can you get me a taxi, please?
 - Certainly? Where would you like to go?
 - The airport.
 - OK. Just a minute
3. - Where to?
 - Can you take me to the George Hotel – what's the fare, more or less?,
 - George Hotel? This time of day? About £6.50
4. - How much is that?
 - £9.90
 - Can I have a receipt?
 - Sure. Here you are

Task Sheet 4

1.



2.

1. £3.55
2. £5.25
3. £3.75
4. £1.65
5. £11.75
6. £4.80

Lesson 5: 食物和饮料

Level 1	Topic	Aim	Language Focus	Skills
Lesson 5	食物和饮料 Food and drink	使学生可以在酒馆或者小餐馆点便餐和饮料	食物和饮料词汇 提出要求的“能”	说、听

自学 (Self-study)

- 看任务表1。把单词和画面相匹配。然后在答案中检查你的回答。
Look at Task Sheet 1. Match the pictures to the words. Then check your answers in the key.
- 在请看任务表2。找出16个有关食物和饮料的单词，然后在正确的食物或者饮料栏中写出来。然后将不同的食物与其来源的不同动物进行匹配。
Now look at Task Sheet 2. Find 16 words for foods and drinks and then write them in the correct column – Food or Drink. Then match the different foods with the animals they come from.
- 任务表3。看菜单。然后听并勾出顾客所订的。
Task Sheet 3. Look at the menu. Then listen and tick what the customers order.
- 任务表4。听并按照正确的顺序写出对话。然后听从提示开始进行练习点食物和饮料。
Task Sheet 4. Listen and write the conversations in the correct order. Then listen to the prompts and practise ordering food and drink.
- 听并写出每项的费用。
Listen and write down how much each item costs.
- 在进行 *Out There* 任务。
Now go to the *Out There* task.

Out There

与你的 *Out There* 谈伴 点食物和饮料。

To practise ordering food and drink with your *Out There* conversation partners.

5.1 Task Sheet 1

Exercise 1


把画面和单词匹配。

Match the picture to the words.

- | | | | |
|------------------------------|----------------------|----------------|----------------------|
| 1. a burger and chips | 2. a cup of coffee | 3. ice cream | 4. orange juice |
| 5. a cup of tea | 6. a cheese sandwich | 7. tomato soup | 8. a bottle of water |
| 9. a piece of chocolate cake | 10. fish and chips | | |



a. _____




f. _____



b. _____



g. _____




c. _____



h. _____



d. _____



i. _____



e. _____



j. _____

在答案中检查你的回答。听并重复。

Check your answers in the key. Listen and repeat.

5.2 Task Sheet 2

Exercise 1

以下是更多的你吃和喝的东西。你可以将它们分开来吗？

Here are some more things you eat and drink. Can you separate them?

coke pizzabeer milk lasagna salad sausageesomelette pasta lemonade fruit rice eggs beans lager peas

现在把它们放入

Now put them in the food or drink columns:

Food	Drink



Wussten Sie, dass unsere Technologie in einem Viertel der weltweit erzeugten Wasserkraft steckt?

www.voith.com/karriere
















Engineered Reliability




2. 以下是来自动物身上的食物。把食物与其来自的动物放在一起。

Here are foods that come from animals. Put the food with the animal.

steak	prawns	pork	cod	beef
chicken	lamb	ham	bacon	tuna

					
---	---	---	---	--	---



<i>Menu</i>	
<p><u>Soup of the Day</u> Tomato</p> <p><u>Sandwiches</u> Cheese Ham Tuna and mayonnaise Bacon, lettuce, tomato Prawn and mayonnaise Chicken salad</p> <p><u>Hot dishes</u> Burger and chips Omelette and chips Cod and chips Spaghetti Bacon, egg, sausage, tomato</p>	<p><u>Drinks</u> Coke Pepsi Mineral water Tea Coffee Hot chocolate</p> <p><u>Desserts</u> Ice cream Fruit salad Chocolate cake Rice pudding</p>



听。客户点的是什么？

Listen. What do the customers order?

- a) _____
- b) _____
- c) _____
- d) _____
- e) _____
- f) _____

5.4 Task Sheet 4

1 请再仔细听一遍，然后将句子顺序排列。

Listen again and put the sentences in order.

1. "Er...yes, a Coke please"

"Anything else?"

"I'll have tomato soup, please and a burger and chips"

"Good afternoon. What would you like?"

2. "Yes thanks"

"Is that all?"

"Can I have a cheese sandwich and a piece of chocolate cake"

"Hi there – what can I get you?"

"Yes, I'll have a cup of tea, please?"

"Anything to drink?"

Exercise 2

如果说出你想要的，则问

To say what you want, ask

‘Can I have please?’ or ‘I’ll have...please.’

听并点你所听到的食物和饮料

Listen and ask for the food and drink you hear.

Prompts:

- | | | |
|----------------------|--------------------|-----------------------------|
| 1. a cup of tea | 4. a cup of coffee | 7. a glass of milk |
| 2. a tuna sandwich | 5. steak and chips | 8. a bacon sandwich |
| 3. a bottle of water | 6. a beer | 9. some chocolate ice cream |

MOVE THE WORLD

**STUDY ENGINEERING AND SCIENCE
AT AALBORG UNIVERSITY, DENMARK**

Highly ranked programmes
Problem based learning and team work
UNESCO centre for Problem Based Learning
Close collaboration with industrial partners

MORE INFORMATION ON MOVETHEWORLD.DK

**AALBORG UNIVERSITY
DENMARK**

5.5 Task Sheet 5

Exercise 1



听并重复。
Listen and repeat.

Exercise 2

点这些东西。记住说 'Can I have...please' or 'I'll have...please' 然后问价格。听并写下其费用是多少。
Ask for these things. Remember to say 'Can I have...please' or 'I'll have...please' and then ask the price.
Listen and write down how much it costs.

- 1. a ham sandwich _____
- 2. a burger _____
- 3. sausage, egg and chips _____
- 4. a cheese salad _____
- 5. a piece of chocolate cake _____
- 6. a beer _____

Well done, you have now finished the preparation for the speaking practice task.

5.6 Task Sheet 6

Out There Task

你在一家小餐馆并想点些吃的和喝的。这是菜单。你的谈伴为‘侍应生’。不要忘记付帐！
(写下其费用多少)

You're in a cafe and want to order something to eat and drink. Here's the menu. Your conversation partner is the 'waiter'. Don't forget to pay! (Write down how much it costs).

在你致电给你“*Out There*”谈伴之前：

Before you call your *Out There* conversation partners:

1. 仔细看(下面的)任务。
Read the task carefully.
2. 你是否已理解？若没有，请再看一遍。
Do you understand it? If you do not, read it again.
3. 是否已准备好致电给你的谈伴？
Are you ready to call your partners?
4. 致电并进行自我介绍：
“Hi, my name is [在此插入你的姓名], I'm learning English, can I ask you some questions?”
Call and introduce yourself:
“Hi, my name is [insert your name here], I'm learning English, can I ask you some questions?”
5. 说‘谢谢你’.....并开始进行任务。
Say ‘thank you’... and begin the task.
6. 记住写下你的谈伴的答案并请他们使用“聊天”方格拼写出你不懂的单词和短语。
Remember to write your partners' answers down and ask them to use the 'chat' box to spell words and phrases you don't understand.
7. 记住你可以录下你的谈话内容并再次听。
Remember you can record your conversations and listen to them again!

Ready?

你的谈伴复制和粘贴以下表格和说明使其理解（在开始任务前通过文档信息传送）：

Copy Task Sheet 3 Menu and instructions for conversation partners to follow (send via text message before you start the task):

你将扮演一位侍者。

You are going to pretend to be a waiter.

5.7 Answer Key

Task Sheet 1

1. i; 2. e; 3. g; 4. b; 5. h; 6. c; 7. f; 8. j; 9. d; 10. a

Task Sheet 2

Food:	Drink:
pizza	coke
lasagne	beer
salad	milk
sausages	lemonade
omelette	lager
pasta	
fruit	
rice	
eggs	
beans	
peas	


AARHUS BSS SCHOOL OF BUSINESS AND SOCIAL SCIENCES
 AARHUS UNIVERSITY





Interested in **economics and business administration?**

Want to learn more?
bss.au.dk/international





2

Pig	Cow	Fish	Hen	Sheep	Shrimp
ham	beef	tuna	chicken	lamb	prawns
bacon	steak	cod			
pork					

Task Sheet 3

- a) tomato soup; b) burger and chips; c) Coke; d) a cheese sandwich
e) a piece of chocolate cake; f) a cup of tea

Task Sheet 4

- “Good afternoon. What would you like?”
“I’ll have tomato soup, please and a burger and chips”
“Anything else?”
“Er...yes, a Coke please”
- “Hi there – what can I get you?”
“Can I have a cheese sandwich and a piece of chocolate cake?”
“Anything to drink?”
“Yes, I’ll have a cup of tea, please?”
“Is that all?”
“Yes thanks”

Task Sheet 5

1. £1.85; 2. £1.50; 3. £2.75; 4. £1.99; 5. 90 p; 6. £2.35

You can buy and download the full course of 20 lessons from the website of the tiny innovative company for just £5 here:

<http://englishoutthere.com/chinese-student-courses/beginner-course-chinese>