

English for English Speakers - Beginner: Level 1

English Out There



English for English Speakers

Beginner: Level 1



English for English Speakers: Beginner: Level 1

1st edition

© 2013 Languages Out There

All characters and images contained in this book are copyrighted creations of Languages Out There Ltd and their licensors

All Rights Reserved.

The right of Languages Out There Ltd to be identified as the author of this work has been asserted.

No part of this publication may be reproduced or transmitted in any form or by any means, electronic or mechanical, including photocopy, recording, or any information and retrieval system, without permission in writing from the copyright holder/publisher, except in the case of brief quotations embodied in critical articles and reviews.

Audio proof, up three levels in 6 lessons

<http://languagesoutthere.podomatic.com>

Buy course ebooks for self-study and teaching

<http://EnglishOutThere.com>

Facebook

www.Facebook.com/EnglishOutThere

Google+

<http://gplus.to/englishoutthere>

Twitter

www.Twitter.com/EnglishOutThere

How to teach and study using EOT

www.YouTube.com/user/languagesoutthere

Online meeting and teaching space, with online class demos

www.Wiziq.com/EnglishOutThere

Contents

Course Overview	5
Lesson 1: Introductions	6
Lesson 2: Numbers and letters	13
Lesson 3: Telephoning	20
Lesson 4: Taking a taxi	30
Lesson 5: Food and drink	39

SIEMENS

EIGENVERANTWORTUNG
KREATIVE TEAMPLAYER
NEUGIERDE
OFFENHEIT
INNOVATION | ERFINDERGEIST
ENGAGEMENT
PERSPEKTIVEN | CHANCEN
ENTSCHLOSSENHEIT
WELTWEITE MÖGLICHKEITEN
WORK-LIFE-BALANCE

Verwirklichen, worauf es ankommt –
mit einer Karriere bei Siemens.

siemens.de/karriere



Course Overview

Level 1	Topic	Aim	Language Focus	Skills
Lesson 1	Introductions	To be able to greet others and introduce themselves	Pronouns and words of greeting and introduction	Speaking, listening
Lesson 2	Numbers and letters	To take down personal details correctly	Numbers and the alphabet	Speaking, listening
Lesson 3	Telephoning	To make basic telephone contact; leave and understand messages; identify answerphone and automated messages	'Can' for requests; telephone vocabulary	Speaking, listening
Lesson 4	Taking a taxi	To feel confident using taxis; correctly identify money; understand key airport signage	Vocabulary of taxis, airport; requests with 'can' and money	Speaking, listening
Lesson 5	Food and drink	To enable students to order a light meal and a drink in a pub or cafe	Food and drink lexis; 'can' for requests	Speaking, listening

Lesson 1: Introductions

Level 1	Topic	Aim	Language Focus	Skills
Lesson 1	Introductions	To be able to greet others and introduce themselves	Pronouns and words of greeting and introduction	Speaking, listening



Self-study

1. Task Sheet 1. Match the greetings with the answers.
2. Task Sheet 2. Fill the gaps in the sentences.
3. Task Sheet 3. Match the flags with the countries. Check your answers in the key. Then put the correct words from the box in the spaces in the sentences. Finally, rearrange the words to make sentences.
4. Task Sheet 4. Fill the gaps, using *is* or *are*.
5. Now go to the *Out There* task.

Out There

Talk to your *Out There* conversation partners about yourself and ask them questions about themselves.

1.1 Task Sheet 1



1. Match the answers in the box with the greetings.

- a) **Yes, nice to meet you.**
- b) **Hello Dave**
- c) **My name's Peter.**
- d) **.....morning!**
- e) **Hello Tomoko. Nice to meet you.**
- f) **Hi Jake. Fine thanks, and you?**

- 1. Hello, I'm Diana. What's your name? My name's Peter.
- 2. Good morning! _____
- 3. Hello Tom. _____
- 4. Are you Andy Green? _____
- 5. Hi Maria. How are you? _____
- 6. John, this is Tomoko. _____

1.2 Task Sheet 2

7. Fill in the gaps.

<p>a) Hi, I'm Jake. Hello, Maria Hi Maria. to meet you.</p>	<p>b) Good morning, Dave. Morning, Pete. are you? thanks, and</p>
<p>c) Hi, Susana. Nicolas. Howyou? Fine, you?</p>	<p>d) you Marta? No,notname's Laura.</p>
<p>e) Tanya, is Marc. Marc. Nice to you</p>	<p>f) Hello,Anna, your teacher. What's your? Hello, I'm Katya .</p>

Remember:

<p>short form my name's = my name is</p>	<p>short form I'm = I am</p>	<p>short form what's = what is</p>
---	---	---

Language note: It's more natural to use the 'short form' in spoken English and in informal writing.

1.3 Task Sheet 3

1. Match the flag and the country. Check your answers in the key.



Russia	Mexico	China	Japan	Brazil	Italy	Spain	South Korea
--------	--------	-------	-------	--------	-------	-------	-------------

2. Put the correct word in the spaces.

I'm	Where	am	from	I'm	not
-----	-------	----	------	-----	-----

- | | |
|--------------------------|-------------------------------|
| a) Are you from Brazil? | Yes, I _____. |
| b) Are you from China? | No, I'm _____ I'm from Japan. |
| c) Where are you from? | _____ from Mexico. |
| d) Are you from Spain? | Yes. _____ are you from? |
| e) Where are you from? | I'm _____ Taiwan. |
| f) Are you from England? | No. _____ not. |

3. Put the words in the right order.

- | | |
|----------------------------|-------|
| a) name your What's? | _____ |
| b) are from you Where? | _____ |
| c) from I'm Japan | _____ |
| d) from you Are Russia? | _____ |
| e) I'm No not | _____ |
| f) nice Hello, you meet to | _____ |

1.4 Task Sheet 4

Language note
 If you know what country someone is from and want to know which city, ask "Whereabouts?"

Look:

"Where are you from?"	"I'm from Scotland"
"Oh, whereabouts?"	"From Edinburgh"

1. Put **is** or **are** in the gaps

My name is Rita.	How are you?
What a) _____ your name?	Where b) _____ you from?
This is Alex.	Oh. Whereabouts?
c) _____ your name Julia?	d) _____ you from China?
	Are you a student?

Well done, you have now finished the preparation for the speaking practice task.

strategy&

Europe
~~is History~~
 Future

Bewirb Dich bis zum
 22. Mai 2016.

&

**Strategiekonferenz
 2016, Madrid**

Entwickle Strategien für
 die europäische Wirtschaft
 von morgen
 16. - 18. Juni 2016

Was wird aus der Europäischen Union, was wird aus dem Schengenraum, was aus der gemeinsamen Währung?
 Entwickle zusammen mit erfahrenen Beratern Strategien für die wirtschaftliche Zukunft innerhalb der Europäischen Union!
 Mehr Informationen und Bewerbung unter
www.strategyand.pwc.com/Strategiekonferenz

pwc

© 2016 PwC. All rights reserved.
 PwC refers to the PwC network and/or one or more of its member firms, each of which is a separate legal entity. Please see www.pwc.com/structure for further details.



1.5 Task Sheet 5

Out There Task

You are going to talk to your *Out There* conversation partners about yourself and ask them questions about themselves. You have practised the question forms and some key vocabulary in the preparation material.

Before you call your *Out There* conversation partners:

1. Read the task carefully.
2. Do you understand it? If you do not, read it again.
3. Are you ready to call your partners?
4. Call and introduce yourself:
“Hi, my name is [insert your name here], I’m learning English, can I ask you some questions?”
5. Say ‘thank you’...and begin the task.
6. Remember to write your partners’ answers down and ask them to use the ‘chat’ box to spell words and phrases you don’t understand.
7. Remember you can record your conversations and listen to them again!

Ready?

Introduce yourself to your *Out There* conversation partners.

Ask their name and other key information using the questions below.

Listen to your conversation partners and answer their questions.

Then you ask the questions.

If possible, write down their answers.

Hello, my name’s _____

What’s your name?

Nice to meet you. / How are you?

Where are you from?

Whereabouts?

1.6 Answer Key

Task Sheet 1

1. 1. c; 2. d; 3. b; 4. a; 5. f; 6. e

Task Sheet 2

- a. I'm, nice; b. How, Fine, you; c. Hi, are, and; d. Are, I'm, My;
e. this, Hello, meet; f. I'm, name

Task Sheet 3

1. a. Japan; b. Brazil; c. South Korea; d. Spain;
e. China; f. Russia; g. Mexico; h. Italy
2. a. am; b. not; c. I'm; d. Where ; e. from; f. I'm
3. a. what's your name; b. where are you from?; c. I'm from Japan;
d. are you from Russia?; e. no, I'm not; f. hello, nice to meet you

Task Sheet 4

1. a. is; b. are; c. is; d. are

Lesson 2: Numbers and letters

Level 1	Topic	Aim	Language Focus	Skills
Lesson 2	Numbers and letters	To take down personal details correctly	Numbers and the alphabet	Speaking, listening

Self-study

1. Task Sheet 1. Listen and write the letters in the correct box. Then listen to the spelling of the names and write the names.
2. Task Sheet 2. Listen to the numbers and repeat them. Then match the telephone numbers with the way you say them. Finally match the phrases with their meanings.
3. Task Sheet 3. Match the questions and the answers. Then write the numbers next to the correct address. Finally put the words in the correct order to make sentences.
4. Now go to the *Out There* task.

Out There

Talk to your *Out There* conversation partners about yourself and ask them questions about themselves.

Ingenieurkarriere. Hier ist Ihre Chance.

Karriere gestalten als Praktikant, Trainee m/w oder per Direkteinstieg.
 Ohne Jungheinrich bliebe Ihr Einkaufswagen vermutlich leer. Und nicht nur der. Täglich bewegen unsere Geräte Millionen von Waren in Logistikzentren auf der ganzen Welt.

Unter den Flurförderzeugherstellern zählen wir zu den Top 3 weltweit, sind in über 30 Ländern mit Direktvertrieb vertreten – und sehr neugierig auf Ihre Bewerbung.

JUNGHEINRICH
 Machines. Ideas. Solutions.

www.jungheinrich.de/karriere



2.1 Task Sheet 1

Exercise 1

Listen to the letters of the alphabet.

a b c d e f g h i j k l m n o p q r s t u v w x y z

Listen and repeat the letters.

Now write the letters with similar sounds in the same box.

<u>a</u> <i>j</i>	<u>b</u> <i>c</i>	<u>f</u>	<u>i</u>	<u>o</u>	<u>q</u>	<u>r</u>
----------------------	----------------------	----------	----------	----------	----------	----------

Exercise 2

Listen and write down the names.

1. _____
2. _____
3. _____
4. _____
5. _____
6. _____
7. _____
8. _____

2.2 Task Sheet 2

Exercise 1

Listen and repeat the numbers.

1	2	3	4	5	6	7	8	9	10	11	12	13	14	15	16	17	18	19	20
21	30	31	40	41	50	51	60	61	70	71	80	81	90	91	100	101			

Exercise 2

Match these telephone numbers to how you say them:

- | | |
|------------|-------------------------------------|
| 1. 294587 | 1. two nine four, three eight seven |
| 2. 018369 | 2. eight eight oh, two one nine |
| 3. 293487 | 3. oh one eight, three six nine |
| 4. 880912 | 4. seven four oh, two three five |
| 5. 081369 | 5. two nine four, five eight seven |
| 6. 740235 | 6. eight eight oh, one nine two |
| 7. 880192 | 7. two nine three, four eight seven |
| 8. 880219 | 8. oh eight one three six nine |
| 9. 740253 | 9. eight eight oh nine one two |
| 10. 294387 | 10. seven four oh two five three |

Exercise 3

Here are some useful phrases.

Match the phrases with their meaning:

What do you say when:

- | | |
|---|---------------------------------------|
| 1) someone is speaking too fast | a) Pardon? |
| 2) you don't hear | b) Can you speak more slowly, please? |
| 3) you want to write down a name | c) Can you say that again, please? |
| 4) you want someone to repeat something | d) Can you spell that again, please? |

2.3 Task Sheet 3

Exercise 1

Look at these questions and match them to the correct answers:

- | | |
|-------------------------------|-----------------------------|
| 1. What's your first name? | a. Scotland |
| 2. What's your surname? | b. 0894736849343 |
| 3. What's your address? | c. 554723 |
| 4. What's your phone number? | d. WN34 5TR |
| 5. What's your mobile number? | e. McDonald |
| 6. Where are you from? | f. 23 Roberts Road, Windsor |
| 7. What's your postcode? | g. Marie |

Exercise 2

Look at these numbers:

thirteen	eighty seven	fifteen	thirty
two hundred and forty six	fifty	seventy eight	twenty four

Now write them next to the correct address:

- | | |
|------------------------|-------|
| 1. 50 Castle Street | _____ |
| 2. 30 Millbank Road | _____ |
| 3. 13 West Street | _____ |
| 4. 246 Grange Avenue | _____ |
| 5. 15 Buckingham Drive | _____ |
| 6. 24 Forest way | _____ |
| 7. 78 Clifton Avenue | _____ |
| 8. 87 Church Road | _____ |

Exercise 3

Reorder the words to spell the useful phrases. Write them below.

- | | |
|--------------------------------------|-------|
| 1. say please? Can that you again | _____ |
| 2. that please? you spell Can | _____ |
| 3. speak can more you Please slowly? | _____ |
| 4. don't sorry I understand I'm | _____ |

Well done, you have now finished the preparation for the speaking practice task.

2.4 Task Sheet 4

Out There Task

You are going to talk to your *Out There* conversation partners about yourself and ask them questions about themselves. You have practised the question forms and some key vocabulary in the preparation material.

Before you call your *Out There* conversation partners:

1. Read the task carefully.
2. Do you understand it? If you do not, read it again.
3. Are you ready to call your partners?
4. Call and introduce yourself:
 “Hi, my name is [insert your name here], I’m learning English, can I ask you some questions about you?”
5. Say ‘thank you’...and begin the task.
6. Remember to write your partners’ answers down and ask them to use the ‘chat’ box to spell words and phrases you don’t understand.
7. Remember you can record your conversations and listen to them again!



RAUM FÜR GESTALTUNG

Stellen Sie sich vor, Sie könnten einfach alles machen, was Ihnen wichtig ist. Stellen Sie sich vor, man liebe Ihren Ideen Raum. Stellen Sie sich vor, Ihre private Planung ließe sich perfekt integrieren. Und Kollegen und Vorgesetzte würden Sie schätzen und unterstützen.

Stellen Sie sich vor bei Unternehmen der TÜV NORD GROUP
 wenn Sie einen Abschluss in einem technischen oder naturwissenschaftlichen Studium haben – oder erste Berufserfahrungen.

Wir würden Sie gern kennenlernen.
www.tuev-nord.de/karriere

TÜV NORD GROUP

TÜV NORD DMT ALTER

Ready?

Introduce yourself to your *Out There* conversation partners.

Ask their names and other key information using the questions below. If possible, write down their answers in the spaces provided. Don't forget the useful phrases you have learnt if you need the information repeated.

Then listen to your conversation partners and answer their questions.

What's your first name? _____

What's your surname? _____

What's your address? _____

What's your phone number? _____

What's your mobile number? _____

What's your postcode? _____

Where are you from? _____

2.5 Answer Key

Task Sheet 1

1.

a h j k	b c d e g p t v	f l m n s x z	i y	o	q u w	r
------------------	--------------------------------------	---------------------------------	--------	---	-------------	---

2.

1. John Barker
2. Charles Fordham
3. Geoffrey Morgan
4. Yasmin Rendle
5. Leonard Wyeth
6. Rosemary Bazallegette
7. Joy Montgomery
8. Francis Kendal

Task Sheet 2

1. 1. b 2. a 3. d 4. c
 2. 1. e 2. c 3. g 4. i 5. h 6. d 7. f 8. b 9. j 10. a
 3. 1. b 2. a 3. d 4. c

Task Sheet 3

1. 1. g 2. e 3. f 4. c 5. b 6. a 7. d
 2. 1. fifty 2. thirty 3. thirteen 4. two hundred and forty six 5. fifteen 6. twenty four
 7. seventy eight 8. eighty seven
 3. 1. Can you say that again, please?
 2. Can you spell that, please?
 3. Can you speak more slowly, please?
 4. I'm sorry, I don't understand

Lesson 3: Telephoning

Level 1	Topic	Aim	Language Focus	Skills
Lesson 3	Telephoning	To make basic telephone contact; leave and understand messages; identify answerphone and automated messages	'Can' for requests; telephone vocabulary	Speaking, listening

Self-study

1. Look at Task Sheet 1. Match the words and the pictures. Then check your answers in the key.
2. Now look at Task Sheet 2. Exercise 1. Select the correct answer – true or false. Then go to Exercise 2 and fill the gaps in the dialogues.
3. Task Sheet 3. Look at Exercise 1. Choose the correct expression a–f. Then look at Exercise 2. Listen and tick the correct answer. Then go to Exercise 3. Listen again and put the words in the correct spaces.
4. Task Sheet 4. Read dialogue. Then go to Exercise 2 and put the dialogues in the correct order.
5. Now go to the Out There task.

Out There

Act out some telephone conversation scenarios with your Out There conversation partner

3.1 Task Sheet 1

Match the words and the pictures

to dial	to hang up	to text	to hold on	to speak to	to answer	to take a message	a phone box	a mobile	answer phone
---------	------------	---------	------------	-------------	-----------	-------------------	-------------	----------	--------------



a.



f.



b.



g.



c.



h.



d.



i.



e.



j.

Check your answer in the key.

3.2 Task Sheet 2

True or False

Select the right answer.

1.

- a) "Hello. Can I speak to Bernie, please?"
 "Sorry. He's not here at the moment"
 "OK. Can you tell him Mark called. He's got my number"
 "OK. Bye"

Mark speaks to Bernie True or False?

- b) "Hello. Is that Mark?"
 "Yes, speaking"
 "Hi. It's Bernie here. I got your message"

Mark speaks to Bernie True or False?



Lieber Herr Pawlow,

wir konzentrieren uns zukünftig auf Erneuerbare Energien, Energienetze und Kundenlösungen. Dafür sind wir immer auf der Suche nach engagierten Ingenieuren, die sich mit On- und Offshore-Windenergie auskennen.

Steigen Sie bei uns als Praktikant ein und gestalten Sie die Energiewelt der Zukunft mit.

Ihre Energie gestaltet Zukunft.

top INGENIEURE DEUTSCHLAND 2016
EMPLOYER CERTIFIED EXCELLENCE IN EMPLOYEE CONDITIONS

e-on

www.eon.com/karriere

Aus dem Hörsaal in die Praxis? Geht das bei euch, E.ON?

- c) "Hello. Is Sue there please?"
 "Who's calling?"
 "It's Jenny"
 "Sorry. She's not in right now. Can I take a message?"
 "No, it's OK. I'll try again later"

Jenny speaks to Sue True or False?

- d) "Hi. Can I speak to Sue?"
 "Is that Jenny? Sorry, she's still out."
 "Right. Can you give her a message? Can you ask her to text me?"
 "Sure. Has she got your number?"
 "Yes"
 "OK. Bye"

Sue speaks to Jenny True or False?

2. Listen and select the correct word for each space.

- a)

here	tell	called	speak
------	------	--------	-------

"Hello. Can I to Bernie, please?"
 "Sorry. He's not at the moment"
 "OK. Can you him Mark He's got my number"
 "OK. Bye"

- b)

got	speaking	it's	that
-----	----------	------	------

"Hello. Is Mark?"
 "Yes..."
 "Hi. Bernie here. I your message"

- c)

take	calling	in	here
------	---------	----	------

"Hello. Is Sue please?"
 "Who's?"
 "It's Jenny"
 "Sorry. She's not right now. Can I a message?"
 "No, it's OK. I'll try again later"

d)

can	message	ask	out
-----	---------	-----	-----

“Hi. I speak to Sue?”

“Is that Jenny? Sorry, she’s still”

“Right. Can you give her a.....? Can you her to text me”

“Sure. Has she got your number?”

“Yes”

“OK. Bye”

Listen to check your answers.

Kein Tag ohne große Projekte?

Make great things happen

MERCK

come2merck.de

Perspektiven für Absolventen der Ingenieurwissenschaften: Das Examen in der Tasche und durchstarten! Ihr neues Projekt heißt Zukunft. Sie sollten es gemeinsam mit uns angehen. Denn vom Anlagenmanagement über die Verfahrensentwicklung bis zur Prozesskontrolle haben Sie bei Merck alle Möglichkeiten, das innovative Know-how eines Global Players zu erlernen. Ein inspirierendes Umfeld, um Maßstäbe zu setzen. Und eine ideale Grundlage, sich eine erfolgreiche Karriere zu bauen.

Merck ist ein führendes Wissenschafts- und Technologieunternehmen in den Bereichen Healthcare, Life Science und Performance Materials. Rund 50.000 Mitarbeiter in 66 Ländern arbeiten daran, Technologien weiterzuentwickeln, die das Leben bereichern – von pharmazeutischen Therapien zur Behandlung von Krebs oder Multipler Sklerose über wegweisende Systeme für die wissenschaftliche Forschung und Produktion bis hin zu Flüssigkristallen für Smartphones oder LCD-Fernseher.



3.3 Task Sheet 3

1. Which expression is correct in each pair?

- a) Can I speak to Bernie? / I want to speak to Bernie.
- b) I am Bernie. / It's Bernie here.
- c) Who's calling? / Who are you?
- d) I want to speak to Sue. / Is Sue there?
- e) Can you tell her I called? / Can you say her called?
- f) Here is Jenny. / Jenny speaking.

2. Listen and tick [✓] the correct situation.

- a) "Hi. This is Tony. I'm sorry I'm not here to answer your call. Please leave your message when you hear the tone and I'll call you back as soon as possible"
 It's an answer phone. The number is not correct.
- b) "The number you have dialled has not been recognised. Please hang up and try again"
 It's an answer phone. The number is not correct.

3. Listen again and join the words to the correct spaces.

message	leave	tone	call	answer
----------------	--------------	-------------	-------------	---------------

- a) "Hi. This is Tony. I'm sorry I'm not here to..... your call. Please..... your when you hear the and I'llyou back as soon as possible"

hang up	try	dialled	number
----------------	------------	----------------	---------------

- b) "The you have has not been recognised. Please and again"

3.4 Task Sheet 4

1. Look.

**Can I speak to Jodie?
Is Jodie there?
Is that Jodie?**

Who's calling?

**It's Nick (here).
Nick speaking.**

**I'm sorry, he's out.
I'm sorry, he's not here.**

Can I take a message?

**Can you tell him to phone me?
Can you ask him to text me?
Can you give him a message?**

**It's about the train tickets.
It's about the meeting.
It's about my English lesson.
It's about the cinema.**

2. Put the lines of the dialogues in the correct order:

- a) - Oh hi, Tom. It's Jane
 - Hello.
 - Speaking.
 - Hello Can I speak to Tom?
- b) - Can I take a message?
 - 483668
 - No, I'm sorry. He's out. Who's calling?
 - Hello. Is Richard there please?
 - It's Alix
- c) - Has he got your number?
 - Can you tell him Chris called. Can you ask him to text me.
 - Yes
 - Can I take a message?

Check your answers.

Well done, you have now finished the preparation for the speaking practice task.

SEW-EURODRIVE—Driving the world

**ANTRIEB
BEWEGT
ZUKUNFT**

BEWEGEN SIE
MIT

**SEW
EURODRIVE**

Über 120 Studenten bewegen bei uns jedes Jahr Zukunft: Steigen Sie ein in die faszinierende Welt der Antriebstechnik – mit **Praktikum, Werkstudententätigkeit** oder **Abschlussarbeit**.

Mehr Informationen? Direkt bewerben? Wir freuen uns auf Sie!
www.sew-eurodrive.de/studenten



3.5 Task Sheet 5

Out There Task

You are going to act out some telephone conversation scenarios with your *Out There* conversation partners.

Before you call your *Out There* conversation partners:

1. Read the task carefully.
2. Do you understand it? If you do not, read it again.
3. Are you ready to call your partners?
4. Call and introduce yourself:
 “Hi, my name is [insert your name here], I’m learning English, can I act out telephone conversations with you?”
5. Say ‘thank you’...and begin the task.
6. Remember to write your partners’ answers down and ask them to use the ‘chat’ box to spell words and phrases you don’t understand.
7. Remember you can record your conversations and listen to them again.

Introduce yourself to your *Out There* conversation partners.

Using the table below and the language you have been practising, have the conversations. Look at Task Sheet 4 to help you.

Copy the table and instructions below for conversation partners to follow (send via text message before you start the task):

Ready?

You are going to act out some telephone conversation scenarios with your *Out There* conversation partners.

Who	What about	Message
Martin	English lessons	text
Sandra	the cinema tonight	call
Charlotte	some CDs	try again later
Alex	the concert tickets	call on your mobile
Tom	homework	text

3.6 Answer Key

Task Sheet 1

a. to text; b. an answer phone; c. a phone box; d. to dial; e. to take a message; f. to hang up; g. a mobile;
h. to speak to; i. to answer; j. to hold on

Task Sheet 2

1. a. False; b. True; c. False; d. False
2. a. speak; in; tell; called
b. that; speaking; it's; got
c. there; calling; in; take;
d. can; out; message; ask

Task Sheet 3

1. a. Can I speak to Bernie?; b. It's Bernie here; c. Who's calling?;
d. Is Sue there? e. Can you tell her I called;
f. Jenny speaking
2. a. answer phone; b. the number is not correct
3. a. answer; leave; message; tone; call
b. number; dialled; hang up; try

Task Sheet 4

2.
 - a) Hello.
Hello. Can I speak to Tom?
Speaking.
Oh hi, Tom. It's Jane
 - b) 483668
Hello. Is Richard there please?
No, I'm sorry. He's out. Who's calling?
It's Alix
Can I take a message?
 - c) Can I take a message?
Can you tell him Chris called. Can you ask him to text me.
Has he got your number?
Yes

Lesson 4: Taking a taxi

Level 1	Topic	Aim	Language Focus	Skills
Lesson 4	Taking a taxi	To feel confident using taxis; correctly identify money; understand key airport signage	Vocabulary of taxis, airport; requests with 'can' and money	Speaking, listening

Self-study

1. Task Sheet 1. Match the words and the pictures. Then check your answers in the key.
2. Task Sheet 2. Listen to the dialogues and underline the correct answers a), b) or c).
3. Task Sheet 3. Put the sentences in the correct order to make dialogues. Listen and check your answers. Then listen again and repeat the sentences.
4. Task Sheet 4. Go to Exercise 1. Match the words with the pictures. Then look at Exercise 2. How much is the total in each sentence? Write the answers in the boxes.
5. Now go to the *Out There* task.

Out There

Practise some dialogues with your *Out There* conversation partners



Be it all at BENTELER.

Ja, bei BENTELER ist alles möglich. Damit das weiterhin so bleibt, ergreifen wir Maßnahmen, um Talente frühzeitig zu erkennen, zu fördern und ihren individuellen Stärken entsprechend zu entwickeln. So erleben Sie persönlichen Erfolg als Teil eines Teams, in dem Sie alles sein können – vor allem Sie selbst.

www.career.benteler.de

BENTELER 

Automotive | Steel/Tube | Distribution


Kann gemeinsamer Erfolg individuell gefördert werden?



4.1 Task Sheet 1

Match the words and the pictures.

- | | | | |
|----------------|--------------------|------------------------|----------------|
| 1. a taxi rank | 2. a receipt | 3. the airport | 4. the station |
| 5. the fare | 6. the city centre | 7. Departures | |
| 8. Arrivals | 9. Check-In | 10. the Duty Free shop | |



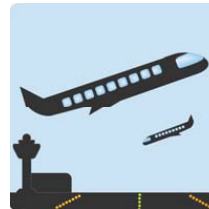
a.



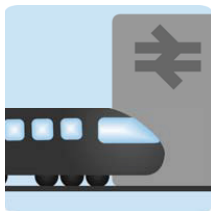
f.



b.




g.



c.



h.



d.



i.



e.




j.


Check your answers in the key.

4.2 Task Sheet 2

Look at the pictures, listen to the dialogues and underline the correct answers.




1. Where's the taxi rank?
a) at the station
b) in the city centre
c) at the airport



2. Where does he want to go?
a) the station
b) the city centre
c) the airport



3. How much does it cost to the hotel?
a) £5.60
b) £6.60
c) £6.50



4. What's the fare?
a) £9.00
b) £19
c) £9.90

4.3 Task Sheet 3

Put the lines of the dialogues in the correct order.

1. - There's a taxi rank in the city centre, opposite the cinema.
- Excuse me. Where can I get a taxi?
- Thanks.

2. - The airport.
- Certainly? Where would you like to go?
- OK. Just a minute.
- Excuse me, can you get me a taxi, please?

3. - George Hotel? This time of day? About £6.50.
- Can you take me to the George Hotel – what's the fare, more or less?
- Where to?

4. - £9.90
- Can I have a receipt?
- How much is that?
- Sure. Here you are.

Listen and check your answers.

Listen and repeat.


4.4 Task Sheet 4

Look:

Exercise 1

Match the word to the correct coin.

one pound two pounds fifty p twenty p ten p five p two p one p



Listen and repeat the words.

the recycling company **ALBA** Group

Bereit für eine nachhaltige Verbindung?

Dazu gehört Mut. Denn seit über 45 Jahren engagieren wir uns für eine nachhaltige Verwendung unserer Rohstoffe. Wir wollen weiter Verantwortung für unsere Umwelt übernehmen – mit Ihnen!

www.albgroup.de/karriere



Exercise 2

How much is this? First say your answer, then write it.

1. £1 + £2 + 50 + 5		
2. £5 + 20+5		
3. £ 2 + £1 + 50 + 20+2+2+1		
4. £1+ 50+ 10 + 5		
5. £10 + £1+50+ 20+5		
6 £2 + £1+£1+ 50+ 20+ 30		

Well done, you have now finished the preparation for the speaking practice task.

4.5 Task Sheet 5

Out there Task

You are going to practise some dialogues with your *Out There* conversation partners. They are going to pretend to be a taxi driver and you are going to tell them where you want to go and ask them how much it costs. You are also going to ask for a receipt at the end of the journey and have a general conversation with them during your “journey” if you can. Use the language you have been practising in the self-study material.

Before you call your *Out There* conversation partners:

1. Read the task again.
2. Do you understand it? If you do not, read it again.
3. Are you ready to call your partners?
4. Call and introduce yourself:
“Hi, my name is (insert your name here), I’m learning English. Can I ask you some questions about taking a taxi?”
5. Say ‘thank you’...and begin the task.
6. Remember to write your partners’ answers down and ask them to use the chat box to spell words and phrases you don’t understand.

Ready?

Ask the ‘taxi driver’ to take you to the places below

e.g. Hello/Good morning. Can I go to The King’s Hotel, please?

The King’s Hotel

- Ⓟ The Green Dragon Restaurant
- Ⓟ Cambridge Road
- Ⓟ The airport
- Ⓟ The railway station

Copy instructions below for conversation partners to follow (send via text message before you start the task):

You are going to practise some dialogues. You are going to pretend to be a taxi driver and have a general conversation with them during your “journey” if you can.

4.6 Answer Key

Task Sheet 1

1 h; 2 f; 3 g; 4 c; 5 i; 6 j; 7 d; 8 a; 9 b; 10 e

Task Sheet 2


1 b; 2 c; 3 c; 4 a

Task Sheet 3

- Excuse me. Where can I get a taxi?
- There's a taxi rank in the city centre, opposite the cinema
- Thanks

Task sheet 3

1. - Excuse me. Where can I get a taxi?
 - There's a taxi rank in the city centre, opposite the cinema
 - Thanks



Innovation begins with you

Bei ABB haben wir uns zum Ziel gesetzt, Lösungen für einige der größten globalen Herausforderungen unserer Zeit zu finden. Wenn Sie Mitglied unseres Teams werden, haben Sie die Möglichkeit, einen Beitrag zur Entwicklung von Technologien zu leisten, die unsere Welt zu einem besseren Ort machen. Werden Sie Teil einer internationalen und offenen Arbeitskultur, bei der Teamwork und Zusammenarbeit zum Erfolg führen. A better future? It begins with you.

Entdecken Sie mehr: you.abb.de

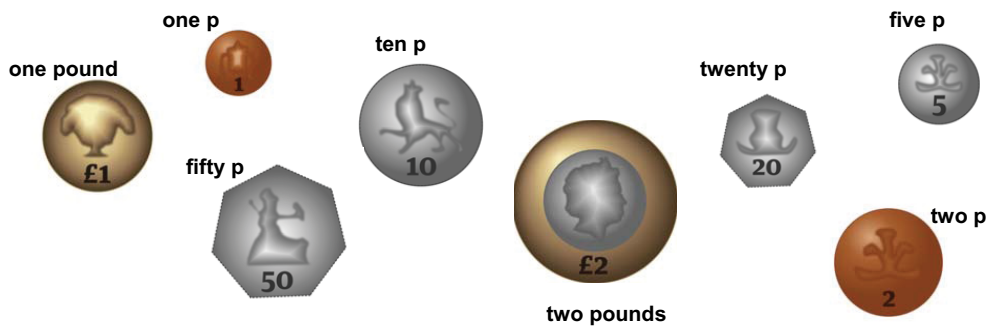
Power and productivity
for a better world™ **ABB**



2. - Excuse me, can you get me a taxi, please?
 - Certainly? Where would you like to go?
 - The airport.
 - OK. Just a minute
3. - Where to?
 - Can you take me to the George Hotel – what’s the fare, more or less?,
 - George Hotel? This time of day? About £6.50
4. - How much is that?
 - £9.90
 - Can I have a receipt?
 - Sure. Here you are

Task Sheet 4

1.



2.

1. £3.55
2. £5.25
3. £3.75
4. £1.65
5. £11.75
6. £4.80

Lesson 5: Food and drink

Level 1	Topic	Aim	Language Focus	Skills
Lesson 5	Food and drink	To enable students to order a light meal and a drink in a pub or cafe	Food and drink lexis; 'can' for requests	Speaking, listening

Self-study

1. Look at Task Sheet 1. Match the pictures to the words. Then check your answers in the key.
2. Now look at Task Sheet 2. Find 16 words for foods and drinks and then write them in the correct column – Food or Drink. Then match the different foods with the animals they come from.
3. Task Sheet 3. Look at the menu. Then listen and tick what the customers order.
4. Task Sheet 4. Listen and write the conversations in the correct order. Then listen to the prompts and practise ordering food and drink.
5. Listen and write down how much each item costs.
6. Now go to the *Out There* task.

Out There

To practise ordering food and drink with your *Out There* conversation partners.

5.1 Task Sheet 1


Exercise 1

Match the picture to the words.

- | | | | |
|------------------------------|----------------------|--------------------|----------------------|
| 1. a burger and chips | 2. a cup of coffee | 3. ice cream | 4. orange juice |
| 5. a cup of tea | 6. a cheese sandwich | 7. tomato soup | 8. a bottle of water |
| 9. a piece of chocolate cake | | 10. fish and chips | |



a. _____



f. _____



b. _____




g. _____




c. _____



h. _____



d. _____



i. _____



e. _____



j. _____

Check your answers in the key.

5.2 Task Sheet 2

Exercise 1

Here are some more things you eat and drink. Can you separate them?

coke pizzabeermilk lasagnasalad sausage somelette pasta lemonade fruit rice eggs beans lager peas

Now put them in the food or drink columns:

Food	Drink



Zur Unterstützung unseres Teams am Standort Ochsenhausen suchen wir Sie für ein(e)

Praktikum im Bereich Elektronikentwicklung

Kennziffer LHG-2015-004283

Aufgaben

- Einarbeitung in die Thematik elektronischer Baugruppen und Systeme für Haushaltsgeräte sowie in die entsprechende Messtechnik
- Untersuchung verschiedener Baugruppen in Bezug auf geforderte Leistungsmerkmale
- Mitarbeit im Bereich Elektronikentwicklung

Qualifikation

- Studium der Fachrichtung Elektrotechnik
- Einsatzbereitschaft, selbständige und zielorientierte Arbeitsweise

Unser Angebot

Wir bieten Ihnen eine angemessene Vergütung im Rahmen des Praktikantenvertrages, sowie ein interessantes Arbeitsumfeld mit abwechslungsreichen Aufgabenstellungen in einer angenehmen Arbeitsatmosphäre.







Ihre Onlinebewerbung erwarten wir unter www.liebherr.com/Karriere


LIEBHERR
Die Firmengruppe



2. Here are foods that come from animals. Put the food with the animal.

steak	prawns	pork	cod	beef
chicken	lamb	ham	bacon	tuna

					
---	---	---	---	---	---



Menu

Soup of the Day
Tomato

Sandwiches
Cheese
Ham
Tuna and mayonnaise
Bacon, lettuce, tomato
Prawn and mayonnaise
Chicken salad

Hot dishes
Burger and chips
Omelette and chips
Cod and chips
Spaghetti
Bacon, egg, sausage, tomato

Drinks
Coke
Pepsi
Mineral water
Tea
Coffee
Hot chocolate

Desserts
Ice cream
Fruit salad
Chocolate cake
Rice pudding



Listen. What do the customers order?

- a) _____
- b) _____
- c) _____
- d) _____
- e) _____
- f) _____

5.4 Task Sheet 4

1 Listen again and put the sentences in order.

- 1. "Er...yes, a Coke please"
 "Anything else?"
 "I'll have tomato soup, please and a burger and chips"
 "Good afternoon. What would you like?"

- 2. "Yes thanks"
 "Is that all?"
 "Can I have a cheese sandwich and a piece of chocolate cake"
 "Hi there – what can I get you?"
 "Yes, I'll have a cup of tea, please?"
 "Anything to drink?"

Exercise 2

To say what you want, ask 'Can I have please?' or 'I'll have...please.'

Listen and ask for the food and drink you hear.

Prompts:

- | | | |
|----------------------|--------------------|-----------------------------|
| 1. a cup of tea | 4. a cup of coffee | 7. a glass of milk |
| 2. a tuna sandwich | 5. steak and chips | 8. a bacon sandwich |
| 3. a bottle of water | 6. a beer | 9. some chocolate ice cream |

5.5 Task Sheet 5

Exercise 1





Are you working in academia, research or science? And have you ever thought about working and moving to the Netherlands?


Arriving
33


Living
50


Studying
51


Working
101


Research
50

Factcards.nl offers all the **information** that you need if you wish to proceed your **career** in the **Netherlands**.

The information is ordered in the categories arriving, living, studying, working and research in the Netherlands and it is freely and easily accessible from your smartphone or desktop.

VISIT FACTCARDS.NL



Listen and repeat.

Exercise 2

Ask for these things. Remember to say 'Can I have...please' or 'I'll have...please' and then ask the price. Listen and write down how much it costs.

1. a ham sandwich _____
2. a burger _____
3. sausage, egg and chips _____
4. a cheese salad _____
5. a piece of chocolate cake _____
6. a beer _____

Well done, you have now finished the preparation for the speaking practice task.

5.6 Task Sheet 6

Out There Task

You're in a cafe and want to order something to eat and drink. Here's the menu. Your conversation partner is the 'waiter'. Don't forget to pay! (Write down how much it costs).

Before you call your *Out There* conversation partners:

1. Read the task again.
2. Do you understand it? If you do not, read it again.
3. Are you ready to call your partners?
4. Call and introduce yourself:
"Hi, my name is (insert your name here), I'm learning English. Can I ask you some questions about food and drink?"
5. Say 'thank you' and begin the task.
6. Remember to write your partners' answers down and ask them to use the chat box to spell words and phrases you don't understand.

Ready?

Copy Task Sheet 3 Menu and instructions for conversation partners to follow (send via text message before you start the task):

You are going to pretend to be a waiter.

5.7 Answer Key

Task Sheet 1

1. i; 2. e; 3. g; 4. b; 5. h; 6. c; 7. f; 8. j; 9. d; 10. a

Task Sheet 2

Food:	Drink:
pizza	coke
lasagne	beer
salad	milk
sausages	lemonade
omelette	lager
pasta	
fruit	
rice	
eggs	
beans	
peas	

2.

Pig	Cow	Fish	Hen	Sheep	Shrimp
ham	beef	tuna	chicken	lamb	prawns
bacon	steak	cod			
pork					

Task Sheet 3

a) tomato soup; b) burger and chips; c) Coke; d) a cheese sandwich
e) a piece of chocolate cake; f) a cup of tea

Task Sheet 4

1. "Good afternoon. What would you like?"
 "I'll have tomato soup, please and a burger and chips"
 "Anything else?"
 "Er...yes, a Coke please"

2. "Hi there – what can I get you?"
 "Can I have a cheese sandwich and a piece of chocolate cake?"
 "Anything to drink?"
 "Yes, I'll have a cup of tea, please?"
 "Is that all?"
 "Yes thanks"

Task Sheet 5

1. £1.85; 2. £1.50; 3. £2.75; 4. £1.99; 5. 90 p; 6. £2.35

Aarhus BSS
SCHOOL OF BUSINESS AND SOCIAL SCIENCES
AARHUS UNIVERSITY

THE AACSB ACCREDITED

ASSOCIATION OF AMBA ACCREDITED

EFMD EQUIS ACCREDITED

Interested
in **economics**
and **management**
in Denmark?

Want to learn more?
bss.au.dk/international

TOP 100



You can buy and download the full course of 20 lessons from the website of the tiny innovative company for just £5 here:

<http://englishoutthere.com/english-student-courses/beginner-course>